SHARP®

MultiSync® Ultra-Narrow Bezel LCD Video Wall Displays

PN-UN553S/PN-UN553V

55" LED-Backlit, Ultra-Narrow Bezel, LCD Displays Ideal For Video Wall Applications

24/7 runtimes, near-seamless bezel design, advanced calibration techniques and picture-perfect image quality make these displays ideal video wall solutions for retail signage, control room applications, broadcast environments and rental markets.

The Ultimate Video Wall Display

Bring your video wall to the next level with the ultra-clear visuals of Sharp's 55" MultiSync® PN-UN553S and PN-UN553V displays. Powered by Sharp's game-changing SpectraView Engine™, these displays deliver best-in-class colour control and are pre-calibrated at the factory across five key colour parameters - so what you see is exactly what was intended.

High-end panel tech ensures vibrant, true-to-life colour, and localized dimming boosts contrast for jaw-dropping detail in any setting. Thanks to precision factory tuning, you get "Plug-and-Play" performance - just mount and go, with consistent colour across every screen.

Perfect for everything from digital signage and control rooms to lobby installations and broadcast setups, these displays are ready to scale - supporting video walls up to 10x10 with built-in TileMatrix™ tech. Even better? You can daisy chain them via DisplayPort or HDMI for full UHD 4K (3840 x 2160) resolution across your entire wall.

Bottom line: whether it's one screen or 100, you'll get next-level colour accuracy and seamless visuals, thanks to the most advanced colour tech Sharp has ever built into a display.

Stunning Views, Practically Seamless

Sharp's latest ADS panel tech delivers rich, vibrant colour from every angle - perfect for making your content pop. The PN-UN553S features an ultra-slim 0.88mm bezel, while the PN-UN553V keeps it sleek with just 2.9mm, so your video wall looks almost seamless.

Worried about the image breaking behind the bezels? No stress. Built-in TileComp technology smooths everything out by digitally compensating for the bezel lines - so your visuals stay clean, connected, and super realistic.



Set It and Forget It: Smart Setup Tech

With Auto TileMatrix and Auto ID, setting up your video wall is basically effortless. Just configure the layout on the first display, and it automatically syncs and scales content across the rest - no manual adjustments needed.

Auto IP Addressing makes network setup just as easy. Assign a static IP to the first display, hit go, and the rest of the screens in the LAN daisy chain assign themselves. It's plug, play, and perfectly synced.

Next-Level UHD with HDMI & DisplayPort Daisy Chain

These displays are built to handle 4K UHD input and seamlessly pass it along through both HDMI and DisplayPort out connections. That means your entire video wall can shine in stunning Ultra HD - no external processors needed.

With TileMatrix, you can scale content up to 4x the native resolution of a single screen, delivering crystal-clear visuals across your whole setup.



Advanced Heat Management

Monitoring and managing the temperature of each display is crucial to secure reliability and longevity. An industrial-strength, premium-grade panel with additional thermal protection, internal temperature sensors with self-diagnostics, and fan-based technology allows for 24/7 operation, and protects your display investment.



Without heat management, the displays placed higher on a wall will sustain a hotter temperature than the screens below. This damaging heat will lower the picture quality and life expectancy of the product. However, Sharp's advanced heat management ensures heat dissipation for a more uniform overall wall temperature. Integrated cooling fans automatically turn on and stay on when high internal temperatures are detected. These will stay on until the heat is properly dissipated and the display remains under proper temperature thresholds.

Smooth Moves Across Every Screen

Frame Comp lets you fine-tune frame timing row by row, keeping motion perfectly in sync as content moves across your video wall. The result? Seamless transitions and smoother playback - no more jarring jumps between screens.

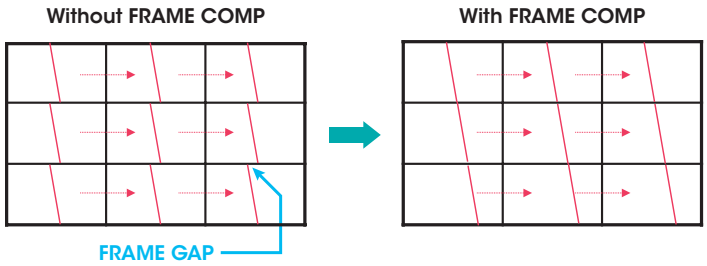

Human Sensor and Ambient Light Sensor

This new optional human (motion) sensor accessory (KT-RC3) helps to deliver creative digital signage to end users by allowing for dynamic control of brightness, audio and source inputs while saving operating costs. Auto dimming adjusts the backlight of the LCD automatically depending on the amount of ambient light. This sensor also acts as an IR sensor that can be utilized to control the entire video wall either by individually controlling each monitor through the LAN daisy chain or by controlling each display simultaneously.

Clear Views, No Matter the Light

All of the new video wall displays come equipped with a high haze panel that scatters ambient lighting rather than reflecting it like most other displays. This allows for content to always be viewable and onlookers to have perfect screen readability in any situation. This is an ideal feature in the case of high ambient light situations such as through the windows of an airport or if there are spot or track lighting directly above the video walls in a retail application.

With Anti-Glare

Without Anti-Glare

Screen images are simulated.

Total Control with NaViSet Administrator™

Remotely manage all your PN-UN Series - and other Sharp or NEC displays - from a single, centralized dashboard using NaViSet Administrator 2™. Perfect for multi-display setups, this free tool lets you monitor status, automate tasks, generate reports, and make on-demand changes from anywhere. Want even more power? Upgrade to the Server Edition for enhanced features and full remote access across your ecosystem.

NaViSet Administrator 2

SE

Flawless Colour, Every Time

Over time, screens can drift in brightness and colour—but with Sharp's Display Wall Calibrator software, your video wall stays perfectly in sync. It automatically adjusts each screen for uniform colour and brightness, so your tiled content always looks like one seamless image.

This latest version is 2x faster than before and comes with powerful new features like on-demand recalibration and corner correction for fine-tuning any subtle colour shifts.

SHARP

Display Wall Calibrator

Consistent Colour with SpectraView™ Engine

Pre-calibrated for luminance, white point, gamma, and uniformity, every PN-UN display features SpectraView Engine Technology and is ready to go, right out of the box. Want deeper control? Through the SpectraView Engine, dial in white point with adjustments of 100k, select brightness based on luminance level, or even input your own CIE colour coordinates, giving users capabilities like never before. **Bonus:** backlight stabilization keeps your visuals looking fresh longer - no early fade-outs here. All of these features are specifically engineered to give you the best visual quality for an extended duration.

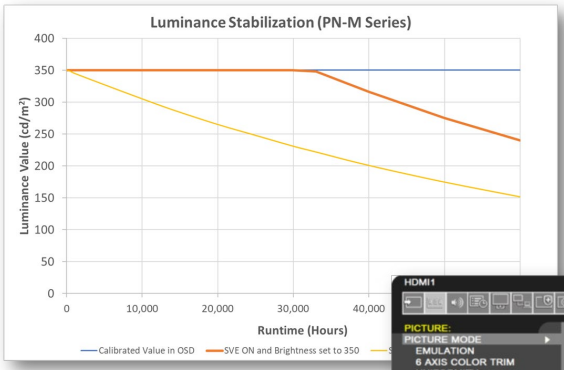

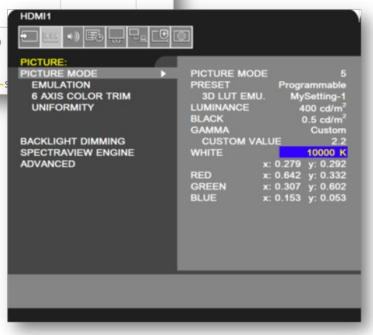

SpectraView™ engine

Model			PN-UN553S	PN-UN553V
LCD Module		Panel Technology	ADS	
		Viewable Image Size	54.6"	
		Native Resolution	1920 x 1080	
		Brightness (Typical)	700 cd/m²	500 cd/m²
		Contrast Ratio (Typical)	1100:1	
		Viewing Angle	178° Vert., 178° Hor. (89U/89D/89L/89R) @ CR>10	
		Aspect Ratio	16:9	
		Colour Gamut	72% NTSC	
		Displayable Colours	Over 16.7 Million (8-bit)	
		Orientation	Landscape and Portrait (CCW Rotation)	
		Panel Haze (%)	25	
Connectivity	Input Terminals	Digital	HDMI x2, DP x2, DVI x1	
		Analog	VGA x1	
		Audio	Audio Mini-Jack	
		External Control	LAN (100Mbit), 3.5mm Mini Jack IR Remote, RS-232C	
		Data	USB x5 (Downstream x1, Upstream x1, 5V/2A Power x1, Media Player x1, Service x1	
	Output Terminals	Digital	HDMI x1 (HDMI, DVI or TMDS of OPS/Rpi), DisplayPort x1 (DisplayPort or DP of OPS)	
		Analog	N/A	
		Audio	3.5mm Mini Jack	
		External Control	LAN (100Mbit, carries RS-232C and IR)	
Power Consumption		On (Max Brightness)	180W	140W
		Network Standby	0.5W	
		Normal Standby	2W	
		Current Rating	4.7 - 1.9A @ 100-240V	4.2-1.6A @ 100-240V
		Speaker Rating	Optional through SP-RM3	
Physical Specifications		Bezel Width (L/R, T/B)	T/L: 0.49mm, B/R: 0.39mm	T/L: (1.8mm), B/R: (1.1mm)
		Net Dimensions (Without stand; W x H x D)	47.7 x 26.8 x 4.1 in. 1210.5 x 681.3 x 103.0mm	47.7 x 26.9 x 4.2 in. 1212.7 x 683.5 x 106.4mm
		Net Weight	28.1kg/61.9lbs.	28.6kg/63.1lbs.
		VESA Hole Configuration	4 x M6 (400 x 400)	
Sensors		Ambient Light Sensor	Optional through KT-RC3	
		Human Sensor	Optional through KT-RC3	
		Temperature Sensor	Integrated and programmable; linked to cooling fans	
		NFC Sensor	N/A	
Environmental Conditions		Operating Temperature	0º to 40ºC	
		Operating Humidity	20-80%	
		Operating Altitude	3000m (9843ft)	
Limited Warranty			3 years Advanced Replacement	
Additional Features			AMX Support, Automated Email Alert Function, SpectraView Engine, Pre-Calibration, PD Comms Tool Support, NEC Firmware Update Tool, Display Browser Control, Display Wall Calibrator Compatible, TileMatrix, TileComp, TileCut, HDR Support (PQ, HLG, HDR10), Key Guide, NaViSet Administrator 2 Compatible, OSD Rotation for Portrait Orientation, OPS Compatible, PJ Link Support, Real Time Clock, Local Dimming, Multi Picture Mode, SpectraView Engine Technology, Quick Input Change, Quick Input Switching, Auto ID/IP Settings	
Ships With			3m AC Power Cord, 2.0m HDMI Cable, IR Remote Control, Batteries, AAA Batteries	
Optional Speakers			SP-RM3	
Optional Stand			N/A	
Other Accessories			All OPS Cards, KT-LFD-CC2 (NEC Display Wall Calibrator)	

Dimensions



Sensor Kit

KT-RC3
Human (Motion) /
Ambient Light / IR Remote

Display Wall Calibrator Kit

KT-LFD-CC2

Input Panel

1. External Speaker Terminal
2. Audio Out
3. USB1
4. USB2
5. USB CM1 (2A)
6. USB CM2
7. LAN1
8. LAN2
9. Video In
10. USB MP
11. Remote In
12. microSD
13. RS-2323C
14. HDMI1 (Daisy Chain In)
15. DVI-D
16. HDMI Out (Daisy Chain Out)
17. HDMI2 (CEC)
18. DisplayPort2
19. DisplayPort1 (Daisy Chain In)
20. DisplayPort Out (Daisy Chain Out)
21. VGA (RGB, YPbPr)
22. Audio In1
23. Audio In2



Visit **www.sharp.ca** for details.

SHARP ELECTRONICS OF CANADA LTD.
5995 Avebury Road, Suite 900
Mississauga, Ontario L5R 3P9
1-800-567-4277 • **www.sharp.ca**

The terms HDMI and HDMI High-Definition Multimedia Interface, and the HDMI Logo are trademarks or registered trademarks of HDMI Licensing Administrator, Inc. in the United States and other countries. DisplayPort and DisplayPort Compliance Logo are trademarks owned by the Video Electronics Standards Association in the United States and other countries. HDBaseT™ and the HDBaseT Alliance logo are trademarks of the HDBaseT Alliance. Crestron and Crestron RoomView are trademarks or registered trademarks of Crestron Electronics, Inc. AMX is a trademark or registered trademark of AMX in the United States and other countries. Trademark PJLink is a trademark applied for trademark rights in Japan, the United States and other countries and areas. VESA is a trademark of a non-profit organization, Video Electronics Standard Association. All other trademarks are the property of their respective owners. The images in this brochure are samples. All specifications are subject to change without notice. Screen images are simulated.

©2025 Sharp Electronics of Canada Ltd. All rights reserved.

Printed in Canada.
VSG-VS-PNUN-B-E-PDF-09/2025